

# UFC Office Concept

## Brief and project overview

- This project was to design a space for the UFC headquarters to accommodate office staff. The space needed desks to work at , meeting rooms, break out areas , kitchen, balcony, main entrance desk and stage for award ceremonies. As part of the brief they also wanted gym and leisure facilities such as , weights and cardio rom, swimming pool, sauna , steam room, cold plunge, and hot tub. To accompany these facilities they also needed, male and female changing rooms.
- The UFC stands for ultimate fighting championship and is the worlds leading MMA organization where fighters compete to against each other for the world champion ship belt of there weight class.





# UFC Office Concept

## Zoning plans








The plans opposite show my original zoning plans for the building:

### Zoning Key:

#### Area 1:

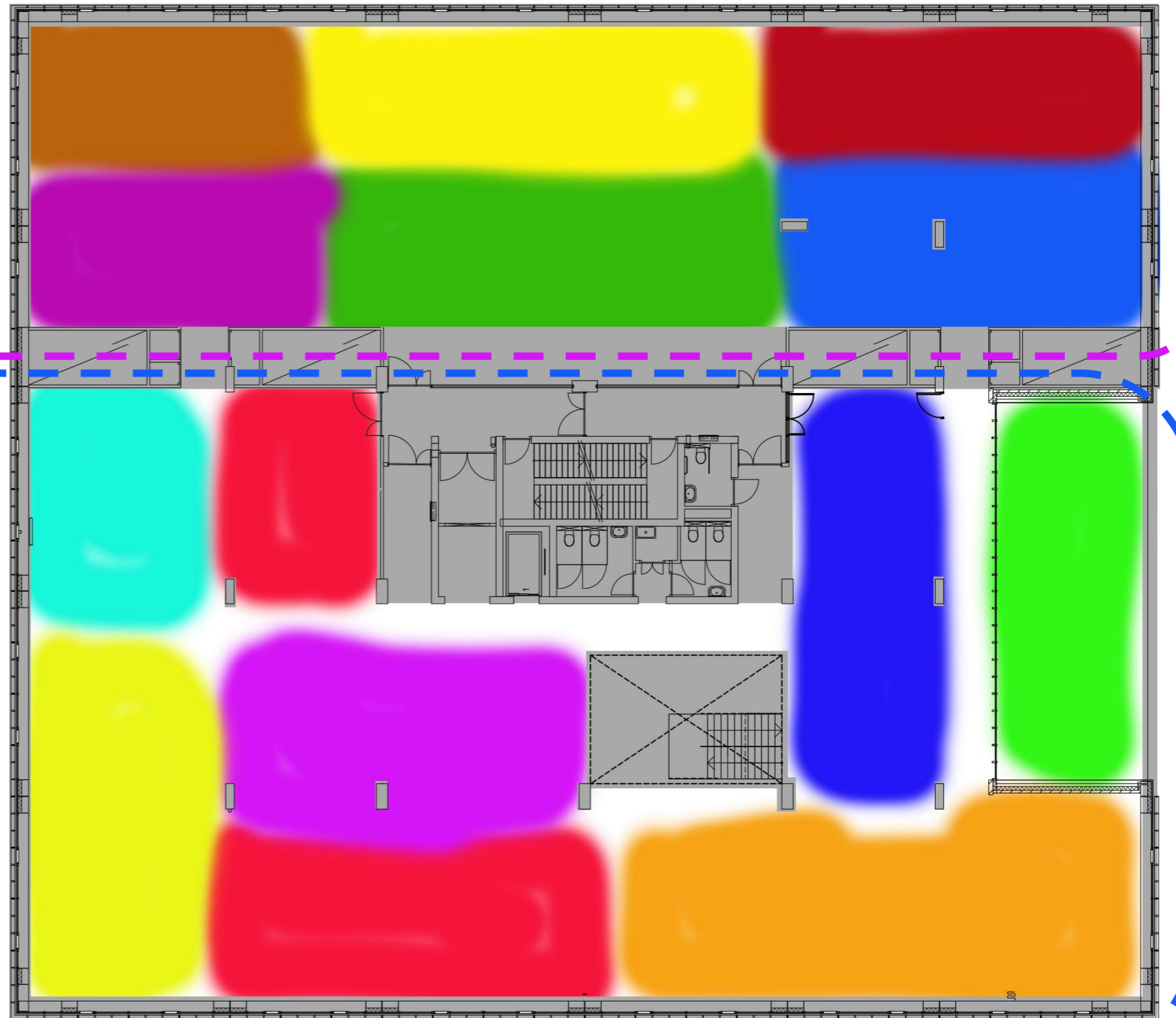
-  Sauna / Steam Rooms
-  Change Rooms
-  Pool
-  Plunge and Ice Pools
-  Gym Reception
-  Gym

#### Area 2:

-  Meeting space
-  Break out / Work Lounge
-  Neighbourhood areas
-  Event space
-  Entrance Lounge
-  Balcony Space
-  Kitchen Space

Area 1:  
Gym and training  
Space

Area 2:  
Office and Events  
Space



# UFC Office Concept

## Office and Events Space Layout Plan

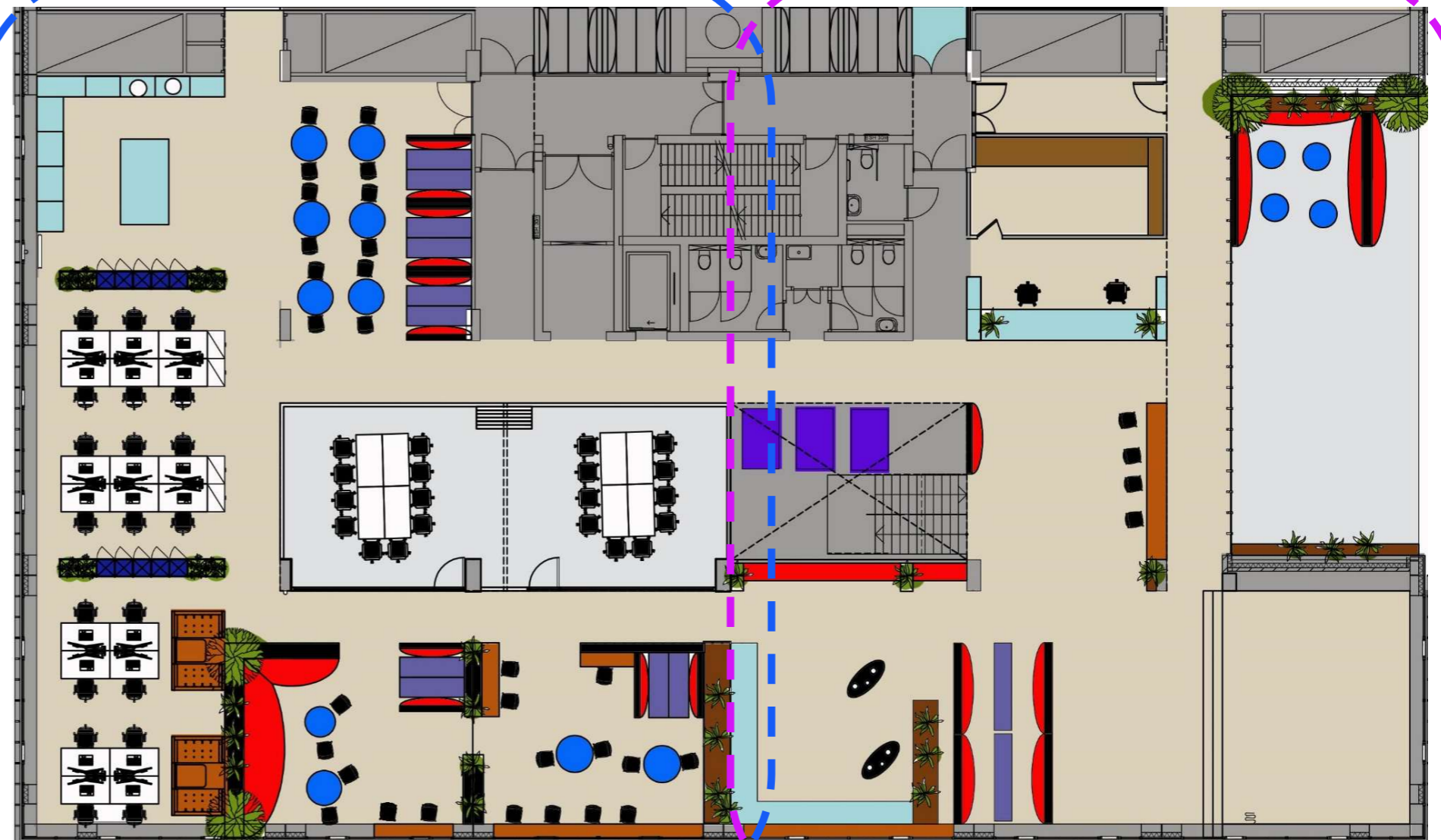
The plans opposite show the layouts for the office and events spaces:

The highlighted section opposite is the front of house and main entrance. When you first walk in there will be the main entrance and seating area which is facing the balcony and windows. The balcony has a great view and is spacious, perfect for working or getting some fresh air. There is also a bar and stage towards the front of house which will be beneficial for awards ceremonies and public events.

This is the main office space where people will be conducting most of their work. At the centre of the office are two large meeting rooms with a dividing folding wall for flexibility. As you first enter the space from the front of house area, there is a breakout lounge with a variety of work settings for collaboration and informal meetings. At the rear of the office there is a tea-point for refreshments. There are also two workstation neighborhoods with pods and booth seating nearby for quiet work.

Main Office Space

Entrance and Events Space



# UFC Office Concept

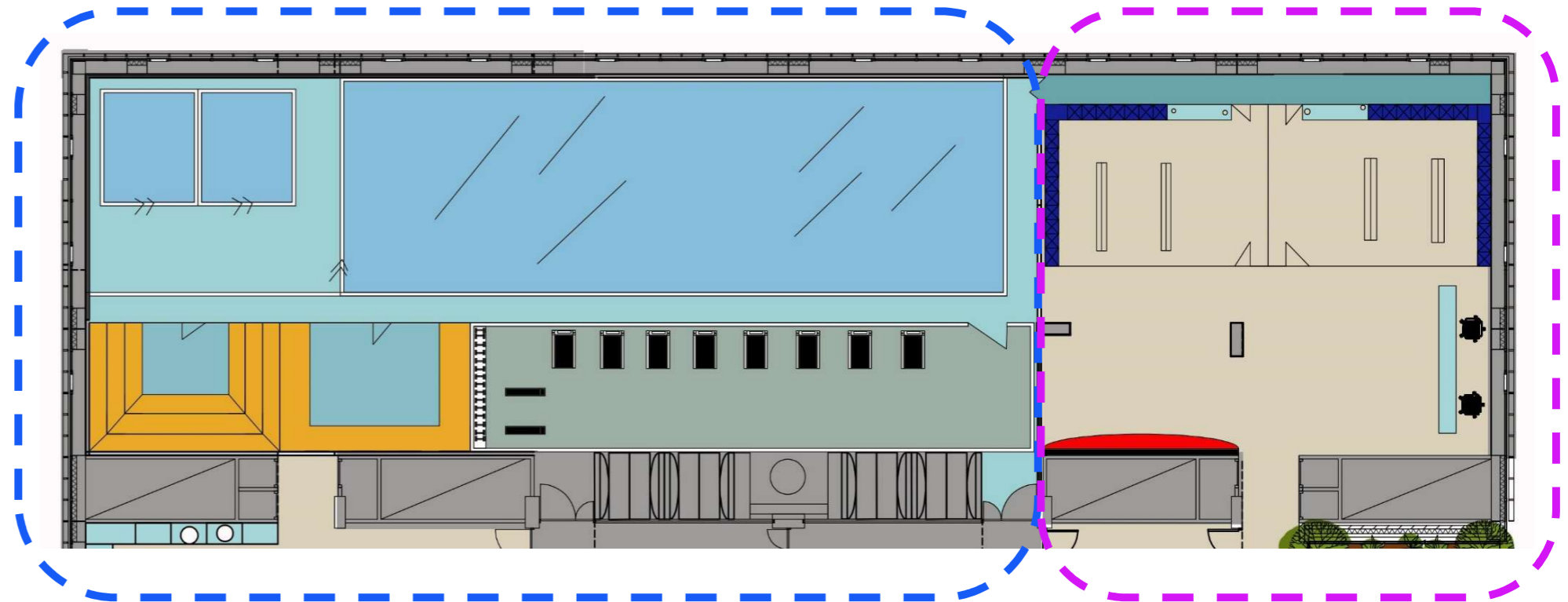
## Gym and Training Area Layout Plan

The plans opposite show the layouts for the Gym and Training spaces:

The highlighted section opposite shows The male and female changing rooms and the leisure centers main entrance and desk where u will be greeted by a member of staff.

This area shows the weights and cardio room , full sized swimming pool, sauna , steam room , cold plunge, and jacuzzi. This space is where fighters might come and use to train when visiting the UFC HQ. and also members of staff are more than welcome.

Main Office Space



# UFC Office Concept

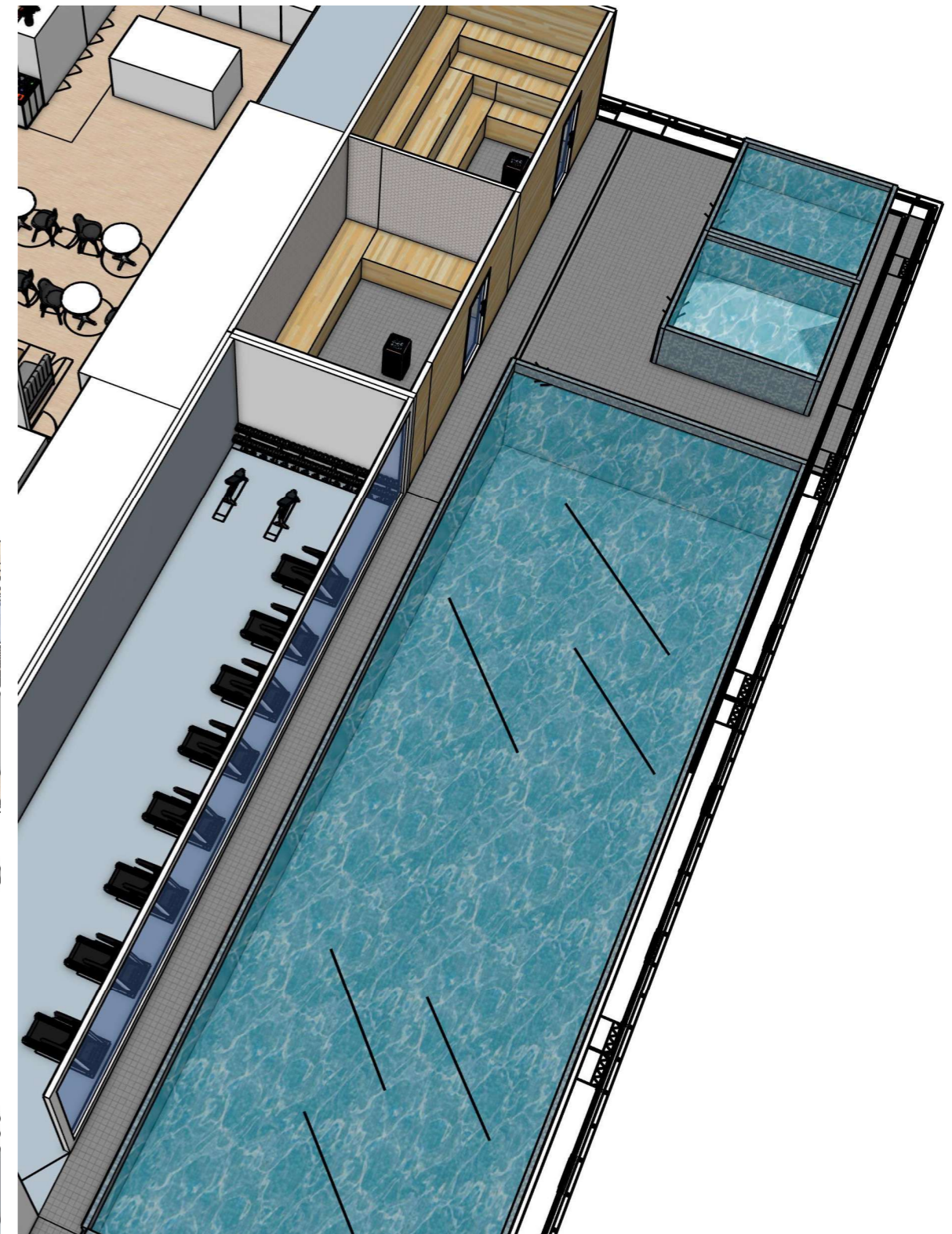
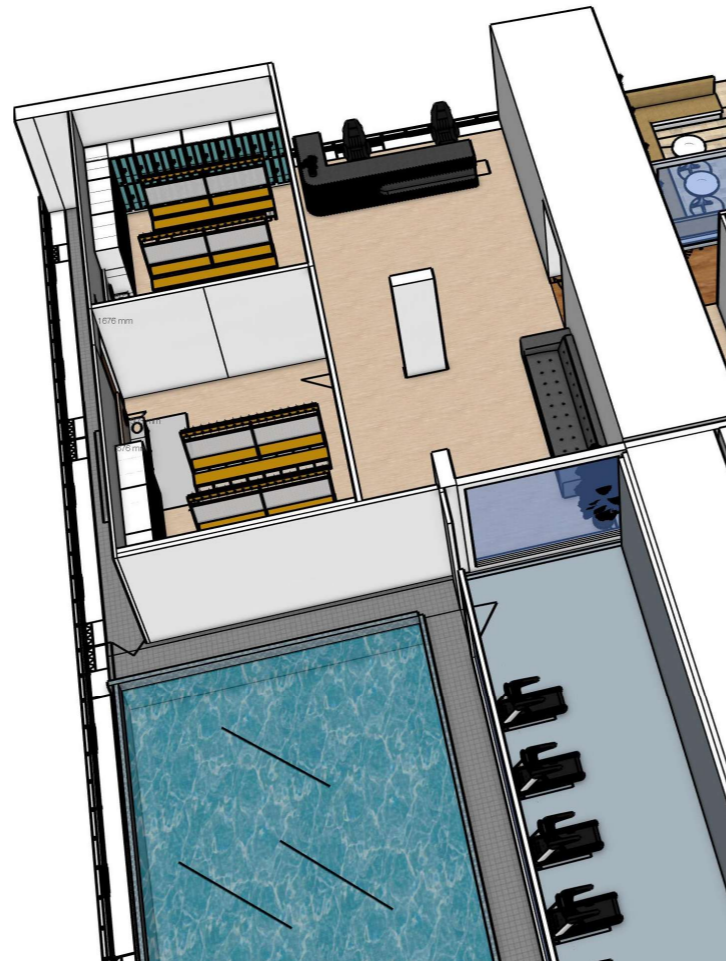
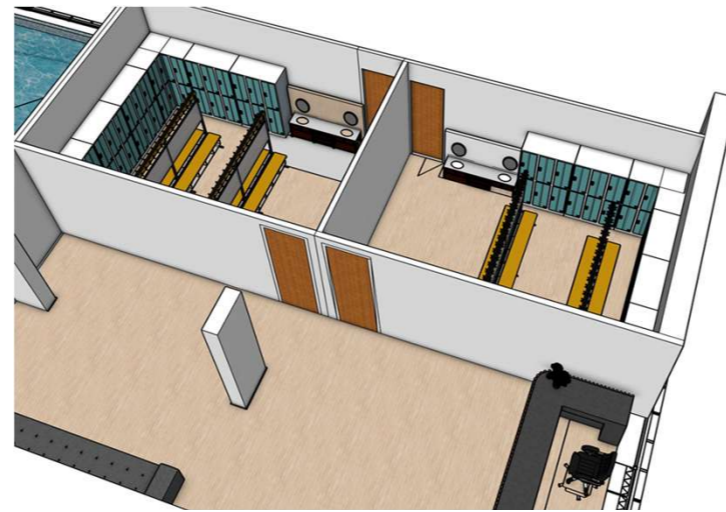
## Gym and Training Area – 3d Views

The views opposite show the Gym and Training spaces as well as the reception and changing facilities:

This area which is highlighted opposite is the gym and swimming facilities. as you walk in there is a main entrance with seating and a male and female changing rooms. there is a full gym, sauna , steam room, hot and cold plunge pools and a full-sized pool.

When designing this space, I thought a lot about the functionality of the building. I hadn't designed a gym/swimming centre before but to be honest it wasn't massively different to office. I knew the entrance, changing rooms, sauna ,and steam room didn't need to be next to the windows, so I found a place for them around the core of the building. I then had to make a decision between putting the gym in front of the window or the swimming pool.

I decided it was best to put the gym closer to the core of the building with a glass panel so you could look onto the swimming pool and outer window. I then had to create a path from the changing rooms to the swimming area and the gym. I then positioned the cold plunge and jacuzzi outside of the sauna and steam room.



# UFC Office Concept

## Office and Events Space – 3d View

The views opposite show the main Office and Events spaces:

Shown opposite are the 3D models of the main office and Events area. In this space I put a lot of thought into the functionality and sequence, starting with the flow routes where people would walk around.

I put the desks near the windows so people could have natural light throughout there day and located the main reception at the top of the stairs where you would enter the floor. I put a breakout space opposite the kitchen area and also a work lounge near the meeting rooms, this allows people to debrief, talk and think about their meetings. There are also bi-folding doors opening onto the breakout space so if there was need for a large meeting the spaces could be connected and host a much larger group of people.

I have used room dividers between the lounge areas and the desks to allow more privacy and these can also be used for storage if needed. Planters, room dividers, and lockers also help break up the spaces.

